

Instructions For Use




EndoSequence[®]

Core Build-Up Material + (ES CBM+)




Contraindications:

- Do not use EndoSequence Core Build-Up Material + in patients with a known allergy to any of the product's ingredients. An allergic reaction may require re-treatment.



Precautions:

-  Do not use after the expiration date
-  Consult accompanying Safety Data Sheet (SDS)
-  Do not re-use the disposable EndoSequence Core Build-Up Material + Tips
- Wear surgical gloves and eye protection during use.
- Do not exceed manufacturer's recommended curing time for your curing light. Exceeding the prescribed time could affect the strength of the material.
- Prior to applying the automix tip, bleed out a pea size amount of material from each side of the syringe to ensure a homogeneous mix. Failing to do so could result in an inhomogeneous mix which could result in the material not properly setting up.
- A few seconds prior to clinical placement, bleed out a pea size amount of the material from the automix tip to ensure a homogeneous mix. Failing to do so could result in an inhomogeneous mix which could result in the material not properly setting up.
- Cleaning:**
 - Disinfect the exterior surfaces of the syringe and syringe cap (once it is tightly sealed onto the syringe) prior to storage to reduce the risk of cross-contamination.
 - The syringe should be mantled with a hygienic single use barrier sleeve for infection control for direct intra-oral use

Follow these storage and handling instructions to avoid premature aging and/or setting of the material:

-  Keep Dry
-  Store at cool temperature in the tightly sealed original container
-  Avoid direct light
- Re-cap immediately after use. Avoid any cross-contamination between the base and catalyst.

Warnings:

-  Irritant. Any uncured material may cause eye or skin irritation upon contact
-  Do not use if package is damaged

Product Description:

EndoSequence Core Build-Up Material + is a multi-purpose core build-up, post cement and tooth buildup material that features an ideal balanced viscosity. This highly radiopaque, fluoride-releasing, dual-cure material has outstanding strength and is syringeable, while also being stackable. Unlike other core materials, there is virtually no perceivable difference between cutting EndoSequence CBM+ and natural dentin. The unique moisture tolerant chemistry has self-adhesive and self-etching properties, which make bonding agents optional when there is a retentive form preparation. Unlike other core build-up materials, EndoSequence CBM+ does not contain Bisphenol A, Bis-GMA or BPA derivatives.

Indications For Use:

Core build-up, post cement, multi-purpose repair material for fractured cusps and broken down teeth, defects in crown preparations, lost partial or whole

fillings, and chipped or broken crowns or bridges.

Setting Time:

Light cure setting time is 20 seconds (see instructions for use). Initial self-cure setting time at 37 °C is 2 ½-3 minutes. Failing to wait until material is set could result in the need for retreatment.

Prepare The Automix Cartridge:

- Remove cap. Insert the cartridge into the CBM+ Dispensing Gun or any 50mL 1:1 dispensing gun. Bleed a small amount of the base and catalyst out of the cartridge to make sure they flow equally. Place the mixing tip onto the cartridge.
- To ensure homogeneous mix of base and catalyst, dispense 2-3 mm of material onto a pad and discard this material.
- Dispense evenly mixed material directly onto the tooth or into the restoration. Note: the yellow CBM+ Delivery Tips may be placed on the CBM+ Automix Tips for more precise placement.
- Discard mixing tip. Recap cartridge. Do not cross-contaminate base and catalyst.

Directions For Use:

To achieve the highest bond strengths, etching and bonding agents are recommended. If EndoSequence CBM+ is used without etching and bonding agents, lightly dry tooth surface and remove excess water with compressed air or a cotton pellet, and apply EndoSequence CBM+ to the slightly moist tooth. Slightly moist tooth surfaces exhibit neither dryness nor pooling of water. Tooth surfaces should be shiny or glossy. Overly wet tooth surfaces will result in decreased bond strength. Ceramic, metal, resin desensitized, prehybridized and cured resin surfaces should be dry. Failing to follow these instructions could result in the need for retreatment.

Core Build-up

- Remove the old restoration and/or decay.
- To achieve highest bond strengths, etch and place bonding agent according to the manufacturer's instructions. Light cure. A dual cure bonding agent is recommended with self-cure and dual cure resin core materials.
- See above directions for preparing the automix cartridge.
- Dispense material into the preparation site. Light cure for 20 seconds. The material will also self-cure. Carefully recap cartridge. Do not cross-contaminate base and catalyst. Note: The yellow CBM+ Delivery Tips may be placed on the CBM+ Automix Tips for more precise placement.
- Prepare build-up to receive the restoration.

Post and Core Build-up

- Prepare post space using post system of choice.
- To achieve highest bond strengths, etch and place dual cure bonding agent according to manufacturer's instructions.
- See above directions for preparing the automix cartridge.
- Dispense EndoSequence CBM+ into the post hole and place the post. Light cure for 20 seconds. The material will also self-cure. Note: The yellow CBM+ Delivery Tips may be placed on the CBM+ Automix Tips for more precise placement.
- Build-up the core using "Crown Up" technique by placing material, curing, adding more material, curing, and repeating this until the desired build-up is accomplished. Carefully recap cartridge. Do not cross-contaminate base and catalyst.
- Prepare the build-up with your crown preparation of choice.

Temporary Tooth Repair Material

- Clean the area to be patched (anesthesia usually not

necessary).

- Etch and place bonding agent in accordance with manufacturer's instructions.
- See above directions for preparing the automix cartridge.
- Place EndoSequence CBM+ as a temporary patch and light cure 20 seconds. Note: The yellow CBM+ Delivery Tips may be placed on the CBM+ Automix Tips for more precise placement.
- Check and adjust occlusion, if necessary.
- Reschedule patient for appropriate permanent restoration.

Recurring Decay Under an Existing Crown Margin














- Remove decay.
- Etch and bond internal surface of cavity preparation.
- See above directions for preparing the automix cartridge.
- Place EndoSequence CBM+ Build-Up as a restorative material and light cure, finish and polish. Note: The yellow CBM+ Delivery Tips may be placed on the CBM+ Automix Tips for more precise placement.

Broken Temporary Bridge

- Clean area to be repaired.
- Using a carbide bur, cut a preparation in the fracture area of the temporary bridge creating a space for EndoSequence CBM+.
- See above directions for preparing the automix cartridge.
- Place EndoSequence CBM+ and light cure. Note: The yellow CBM+ Delivery Tips may be placed on the CBM+ Automix Tips for more precise placement.

Physical Properties:

- Compressive strength: 44,080 psi / 304 MPa
- Flexural strength: 14,065 psi / 97 MPa
- Self-cure intra-oral setting time at 37 °C: 3:15 minutes
- Light cure setting time: 20 seconds for a halogen light with a minimum of 300 mW/cm².
- Depth of cure = 4 mm. Cures with all lights. More powerful lights will cure faster

SYMBOL	MEANING (STANDARD, IF APPLICABLE)
	Manufacturer/Legal Manufacturer (ISO 15223-1)
	Catalogue Number (ISO 15223-1)
	Batch Code (ISO 15223-1)
	Quantity (N/A)
	Use-by date (ISO 15223-1)
	Do not re-use (ISO 15223-1)
	Do not use if package is damaged (ISO 15223-1)
	Consult instructions for use (ISO 15223-1)
	Caution (ISO 15223-1)
	Keep Dry (ISO 15223-1)
	Temperature limit (Max - Min) (ISO 15223-1)
	Avoid Direct Light (ISO 15223-1)
	Irritant (GHS)

 **BRASSLER**
USA[®]

Brasseler U.S.A. Dental, LLC
One Brasseler Boulevard
Savannah, Georgia 31419, USA

IFU-Q033 REV A
EDCO 19.0065